


Directions to Complete Online Nursing Modules

(Works best with Google Chrome. Does not work on MacBook.)

1. Go to www.promisepoint.com/centra
2. Use your Centra eHealthcareIT username to log in.



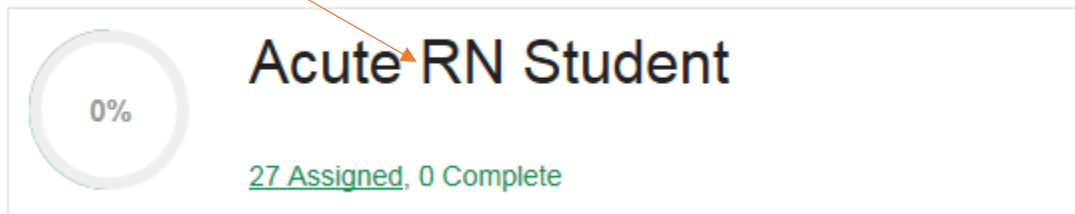
3. Click on "Access your Training"



4. Click on "My Assignments"

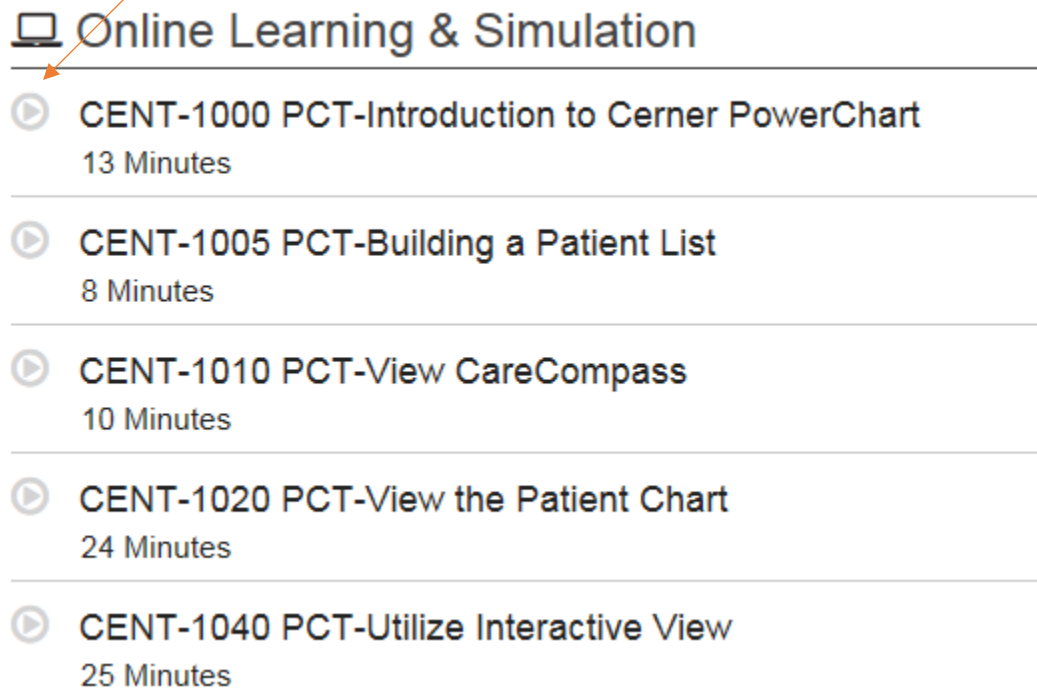


5. Click on "Acute RN Student"



A progress card for "Acute RN Student". On the left is a circular progress indicator showing 0%. To the right, the title "Acute RN Student" is displayed in a large, bold font. Below the title, the text "27 Assigned, 0 Complete" is shown in a smaller font, with "27 Assigned" underlined in green. An orange arrow points from the text in step 5 to the "Acute RN Student" title.

6. Click on first module and follow the prompts. When complete go to next module.



A list of modules under the heading "Online Learning & Simulation". The heading is preceded by a laptop icon. Each module entry consists of a play button icon, the module title, and its duration. An orange arrow points from the text in step 6 to the first module.

- Online Learning & Simulation**
- ▶ **CENT-1000 PCT-Introduction to Cerner PowerChart**
13 Minutes
- ▶ **CENT-1005 PCT-Building a Patient List**
8 Minutes
- ▶ **CENT-1010 PCT-View CareCompass**
10 Minutes
- ▶ **CENT-1020 PCT-View the Patient Chart**
24 Minutes
- ▶ **CENT-1040 PCT-Utilize Interactive View**
25 Minutes

You must complete all 27 modules.

An estimated completion time is listed after each module

Suggested completion time for all modules is 391 minutes. (@6.5 hours)